Mental Health & Chronic Pain



A guide for real people, not just medical professionals

Pain can affect your sleep, your mood, your relationships, and your sense of hope. This guide explains what may be happening, why pain and emotional health affect each other, and what can help. You do not need a science background to understand it.

Who this is for

People living with persistent pain, their families, teenagers learning about health, caregivers, and healthcare teams. The diagrams are simplified teaching pictures, not diagnostic scans.

A compassionate starting point

Your pain is real. Pain is an experience created by the nervous system using signals from the body, past experiences, emotions, attention, and context. A normal test does not prove that pain is imaginary.

How to use this guide

Read one page at a time. Write down questions. Discuss new symptoms, medications, and treatment decisions with your healthcare professional. This material is education, not a personal diagnosis.

1. What Does Chronic Pain Mean?



Pain that stays or returns

Chronic pain generally means pain that persists or recurs for more than three months. It may be continuous or come and go. It can affect the back, joints, head, nerves, abdomen, or several areas at once.

Acute versus chronic

Acute pain often follows an injury and may improve as healing occurs. Chronic pain may continue after tissues heal, or accompany an ongoing disease. Some people have both.

Three useful categories

Nociceptive pain involves actual or threatened tissue damage; neuropathic pain follows a lesion or disease of the somatosensory nervous system; nociplastic pain involves altered pain processing without clear evidence that tissue damage or nerve injury fully explains the symptoms. More than one mechanism can occur together.

Child-friendly example

A smoke alarm is supposed to warn you about fire. Sometimes an alarm becomes overly sensitive. A sensitive alarm makes real noise even when there is no fire. A sensitized pain system can produce real pain without new injury.

2. How Pain Messages Travel

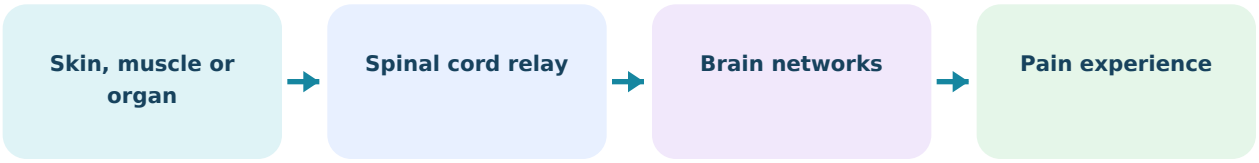

Meet the nervous system

Sensory nerve endings detect potentially harmful events. Messages travel along nerves to the spinal cord and upward to brain regions that process sensation, emotion, and meaning.

The brain is not a simple pain meter

The brain combines incoming information with attention, expectations, memory, and the current situation. It can increase or decrease how strongly pain is experienced.

Signals can be adjusted

Descending pathways from the brainstem can inhibit or facilitate pain transmission. This is one reason sleep, mood, medication, and stress can influence pain.

Important distinction

A pathway diagram is a simplified model. Pain is not controlled by one tiny brain area or one single chemical.

3. Why Pain Can Become More Sensitive



Sensitization explained

When pain pathways become more responsive, everyday touch, movement, or pressure may feel more painful. This can happen in several chronic pain conditions, but it is not the explanation for every person.

Two words you may hear

Hyperalgesia means an unusually strong pain response to something normally painful. Allodynia means pain from something that is not usually painful, such as light touch.

What sensitization does NOT mean

It does not mean the person is pretending. It also does not mean all pain is harmless. New symptoms still deserve evaluation.

What may help

Gradual activity, rehabilitation, sleep support, psychological treatments, and condition-specific medication may reduce disability or pain interference over time.

4. Pain and Depression: A Two-Way Street

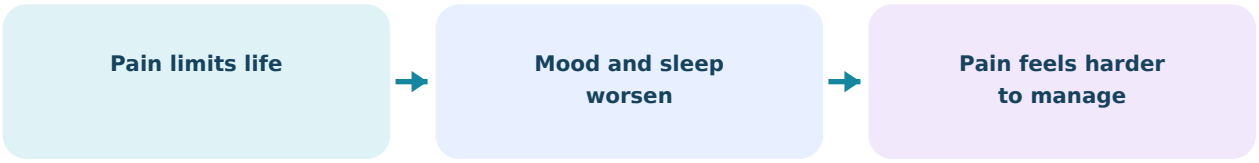

How pain affects mood

Persistent pain may limit work, exercise, hobbies, independence, and social contact. Loss, isolation, poor sleep, and uncertainty can contribute to depression.

How depression affects pain

Depression can alter attention, motivation, sleep, stress responses, and pain processing. The person may experience more distress and find coping harder.

Signs worth discussing

Low mood, loss of pleasure, guilt, fatigue, appetite changes, poor concentration, and hopelessness deserve attention, especially if they persist.

A gentle example

Someone who once enjoyed gardening may stop because bending hurts. Less activity and fewer joyful moments may deepen sadness, which can make daily pain harder to manage.

Safety

If a person has thoughts of suicide, ask directly and seek prompt professional assessment. For immediate danger, call emergency services; in the United States call or text 988 for crisis support.

5. Pain and Anxiety: The Body Alarm

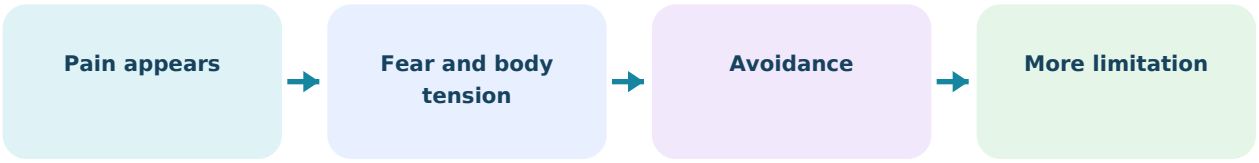

Why worry makes sense

When pain is unpredictable, people may fear another flare, new damage, or losing control. Anxiety can make the body more vigilant.

The stress response

The autonomic nervous system can raise heart rate, tighten muscles, and change breathing and digestion. Those sensations may add discomfort.

Fear of movement

A person may avoid activities because they expect injury. Sometimes avoidance leads to deconditioning and more disability. But not all movement is safe for every condition; a clinician or therapist can help set appropriate limits.

A helpful question

Instead of asking, “Is it all in my head?” ask, “Which physical, emotional, and environmental factors are making this pain harder today?”

6. Stress, Trauma, and Pain

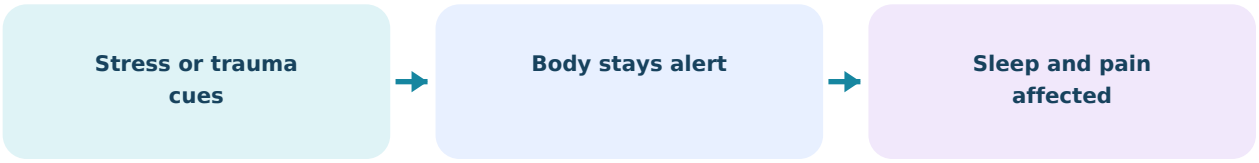

The connection

Chronic stress can affect sleep, muscle tension, attention, and the nervous system. Some people with trauma histories experience persistent pain, although trauma is not required for chronic pain.

A respectful approach

Never assume that pain was caused by trauma or that someone must share painful memories to receive good care.

Trauma-informed care

Offer choice, explain each examination or treatment, ask permission, and support a sense of safety and control.

When treatment may help

For people with clinically significant trauma symptoms, evidence-based trauma-focused psychotherapy can be considered alongside pain care. Pain treatment should not be withheld while trauma is addressed.

7. Sleep and Pain Feed Each Other



Why nights can be difficult

Pain can make it hard to find a comfortable position, fall asleep, or stay asleep. Poor sleep can increase pain sensitivity and emotional distress the next day.

Sleep habits that help

Keep a reasonably consistent wake time; make the bedroom dark and comfortable; limit late caffeine; use a wind-down routine; and discuss snoring, gasping, restless legs, or severe daytime sleepiness.

CBT for insomnia

Cognitive behavioral therapy for insomnia (CBT-I) is a structured, evidence-based treatment for chronic insomnia. It is not simply “sleep tips.”

Medication caution

Sedatives, alcohol, opioids, and some other medications can interact and suppress breathing. Never combine or change them without medical guidance.

8. Fatigue, Brain Fog, and Memory

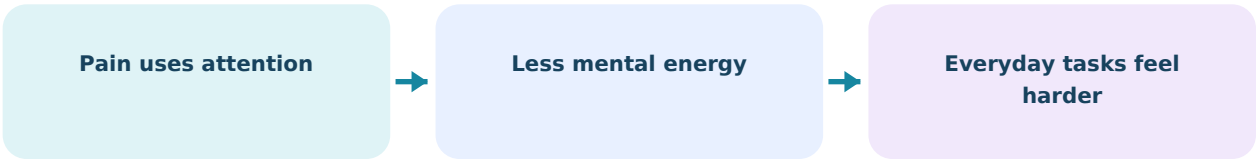

Why thinking can feel harder

Pain competes for attention. Poor sleep, depression, anxiety, medication effects, and underlying medical illness can also impair concentration and working memory.

What brain fog may look like

Forgetting why you entered a room, losing track of a conversation, struggling to plan meals, or needing longer to finish work.

Small supports

Write down appointments, use a single calendar, take planned breaks, reduce multitasking, and keep essential objects in predictable places.

When to seek assessment

Sudden confusion, new weakness, speech problems, or abrupt cognitive change require urgent medical assessment.

9. Pain Changes Family Life



The invisible burden

People may look well on the outside while struggling to stand, shop, cook, parent, or work. Loved ones may misunderstand fluctuating symptoms.

Helpful language

Try: “What part of today is hardest?” or “Would company, practical help, or quiet time be most useful?” Avoid telling someone to “just push through.”

Children and caregivers

Explain pain in age-appropriate words. Children should not be made responsible for managing an adult’s symptoms or emotional safety.

Relationships and intimacy

Pain may change touch, closeness, and sexual activity. Honest, respectful communication and tailored medical guidance can help.

10. When Pain Needs Medical Evaluation

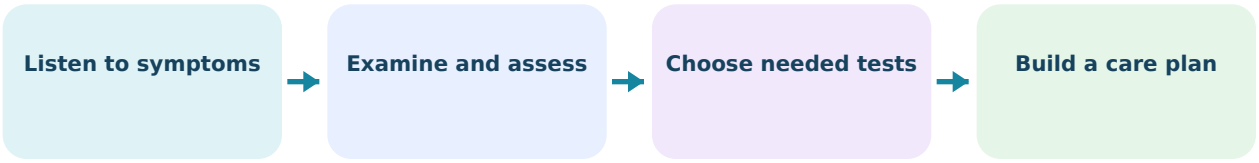

Why assessment matters

A clinician may ask about pain location, duration, injury, neurologic symptoms, fever, medications, sleep, mood, function, and previous treatments. Examination and tests depend on the history.

Emergency warning signs

Seek urgent evaluation for new severe weakness, loss of bladder or bowel control with back pain, numbness around the groin, severe chest pain, major trauma, or signs of stroke. Fever with severe spinal pain or rapidly worsening symptoms also warrants urgent assessment.

Other important clues

Unexplained weight loss, persistent night pain, cancer history, or new symptoms should be discussed promptly with a clinician.

Why a normal scan is not the whole story

Imaging is helpful for some diagnoses but does not directly measure the full pain experience. Results must be interpreted with symptoms and examination.

11. The Biopsychosocial Model

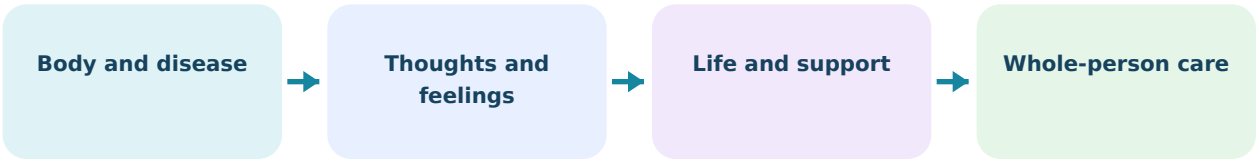

Three parts of one real experience

Biological factors include injury, inflammation, nerve disease, and sleep. Psychological factors include fear, mood, attention, and coping. Social factors include work demands, family support, finances, and access to care.

Why the model matters

It helps the team look beyond one symptom and choose multiple treatment tools. It does not mean pain is psychological or imagined.

An example

A person with knee osteoarthritis may benefit from exercise adapted to joint capacity, weight-related support when relevant, medication, better sleep, and help managing fear of movement.

A shared goal

Treatment should prioritize what matters to the person: walking to the mailbox, returning to school, playing with children, or sleeping through the night.

12. Movement and Physical Rehabilitation

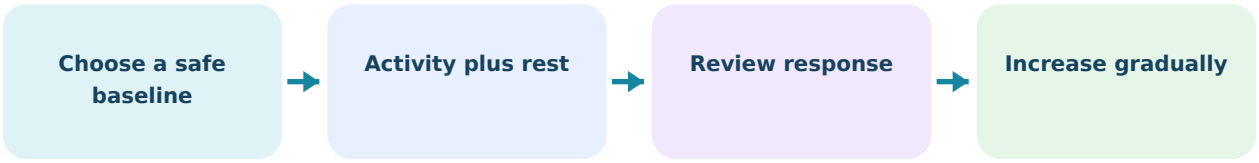

Motion with a plan

Appropriate activity can support strength, flexibility, confidence, and daily function. A physical therapist can help identify safe exercises and progression.

Pacing explained

Instead of doing everything on a “good day” and crashing afterward, spread activity across manageable periods with rest. Pacing should support gradual engagement rather than indefinite avoidance.

A sample approach

If ten minutes of walking reliably causes a major flare, a therapist may recommend starting below that threshold, observing response, and increasing carefully.

Different conditions need different plans

Inflammatory disease, unstable joints, neurologic deficits, and post-surgical restrictions require individualized guidance.

13. CBT: Changing the Pain Cycle

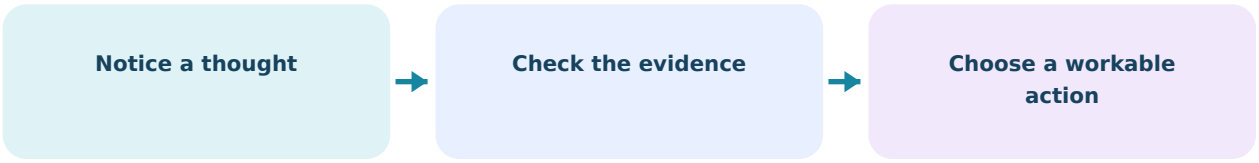

What CBT is

Cognitive behavioral therapy teaches practical skills for recognizing unhelpful thinking patterns, changing behaviors, improving coping, and returning to meaningful activities.

A real-world example

Thought: “If I hurt today, I can never do anything again.” A more balanced thought: “Today is difficult. I can choose a smaller safe activity and reassess.”

What happens in sessions

A clinician may help identify triggers, set achievable goals, plan activities, practice relaxation, and test beliefs about movement. Treatment is collaborative, not a lecture.

What research suggests

CBT can produce modest improvements in pain-related distress, disability, and sometimes pain intensity. It is not a guaranteed cure.

14. ACT, Mindfulness, and Relaxation

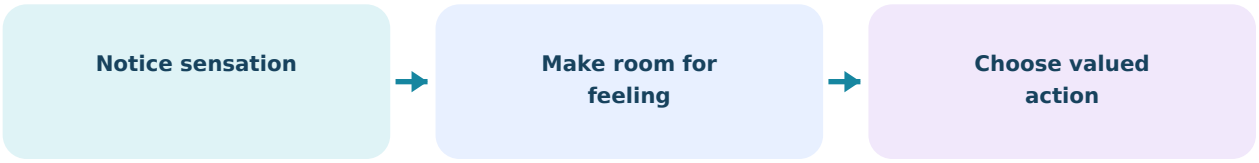

Acceptance and commitment therapy (ACT)

ACT helps people make room for difficult sensations while taking steps toward personally meaningful values. Acceptance does not mean liking pain or giving up on treatment.

Mindfulness

Practicing attention to the present can reduce struggle with thoughts and sensations for some people. It should be optional and adapted if it worsens distress.

Gentle breathing

Try a comfortable inhale and a slower relaxed exhale for a minute or two. Do not force deep breaths or continue if dizzy.

Muscle relaxation

Tense and release muscle groups gently only when medically appropriate. Skip injured or painful areas.

15. Medicines: An Overview

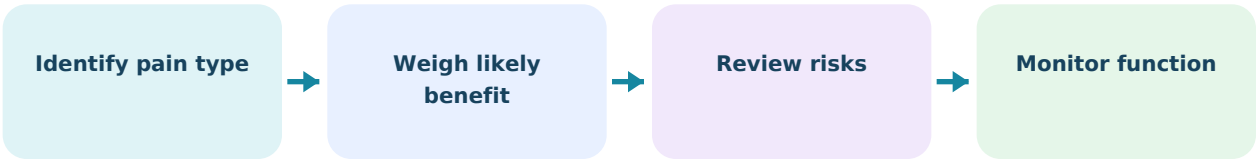

Different medicines have different jobs

Depending on the pain condition, clinicians may consider topical treatments, acetaminophen, nonsteroidal anti-inflammatory drugs (NSAIDs), selected antidepressants, antiseizure medicines, or other condition-specific options.

Antidepressants and pain

Some serotonin-norepinephrine reuptake inhibitors (SNRIs), such as duloxetine, may help certain chronic pain conditions and can also treat depression or anxiety. Pain benefit does not mean the pain is “just depression.”

Nerve pain medicines

Gabapentin and pregabalin are used for certain neuropathic pain conditions; benefit varies by diagnosis and adverse effects can include dizziness and sedation.

NSAIDs and acetaminophen

These may help selected pain conditions but have important risks, including gastrointestinal bleeding, kidney problems, cardiovascular effects, or liver injury depending on the drug and circumstances.

Individualization

Medication choice depends on diagnosis, age, pregnancy considerations, kidney and liver function, other medicines, substance-use history, and patient goals.

16. Opioids, Safety, and Shared Decisions

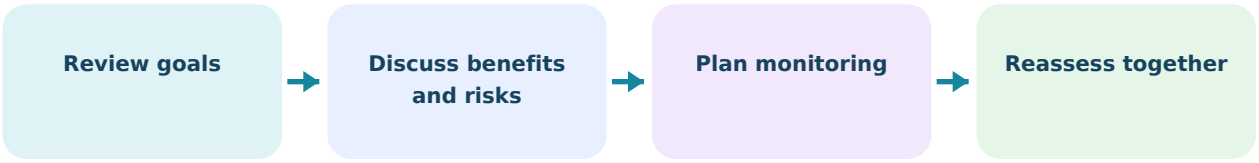

Why extra caution is needed

Opioids can cause dependence, overdose, constipation, sedation, and breathing suppression. Long-term benefit for many chronic pain conditions is uncertain.

Not one rule for every person

Opioids may have a role in selected situations, including cancer-related and palliative pain. For chronic noncancer pain, nonopioid therapies are preferred for many conditions, with individualized risk-benefit decisions.

Do not stop abruptly

People already taking opioids regularly should not suddenly stop or rapidly taper without individualized clinical guidance unless there is an immediate life-threatening concern.

Risk reduction

Clinicians may review prescription monitoring information, evaluate other sedating medicines, consider naloxone, and monitor pain, function, and adverse effects.

Special concern

Combining opioids with benzodiazepines, alcohol, or other sedatives increases overdose risk.

17. How a Care Team Works Together

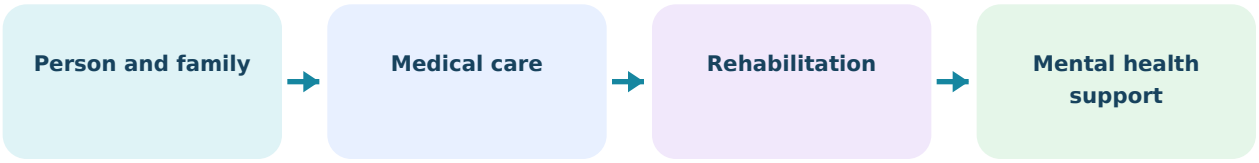

Primary care and specialists

Clinicians evaluate medical causes, coordinate tests and treatment, and refer when indicated to pain medicine, neurology, rheumatology, orthopedics, or other specialists.

Physical and occupational therapy

Therapists support mobility, strength, daily living skills, pacing, and safe adaptations.

Mental health care

Psychiatrists, psychiatric nurse practitioners, psychologists, counselors, and therapists may address depression, anxiety, trauma, insomnia, and coping with persistent pain.

The patient is the central team member

The best plan reflects the person’s priorities, preferences, risks, and access to care. A good treatment plan can be revised when it does not help.

18. Sample Clinician–Patient Conversation

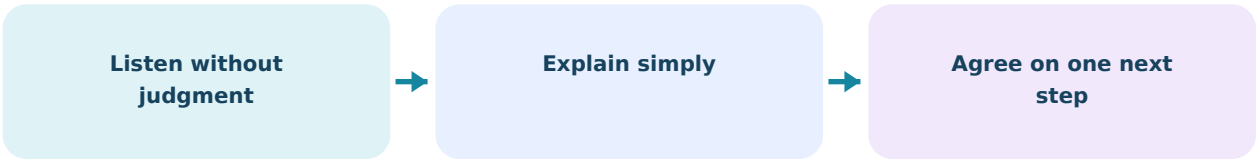

Patient

“My back hurts every day. The scan did not show much, and now I feel like nobody believes me.”

Clinician

“I believe you are experiencing pain. A scan can show some problems, but it cannot measure everything the nervous system is doing. Let’s talk about how pain affects your sleep, mood, movement, and daily life.”

Patient

“Does seeing a therapist mean you think the pain is in my head?”

Clinician

“No. Pain is real. Therapy can teach skills to reduce the burden pain places on your life, just as physical therapy helps your body move more comfortably. We can use both while continuing to evaluate medical causes.”

Patient

“What if I cannot do the exercises?”

Clinician

“Then we start smaller. We can choose a safe baseline and adjust it together. The goal is progress that fits your body, not forcing you through pain.”

Teaching note

This is an illustrative dialogue, not a record of an actual encounter or a substitute for a medical assessment.

19. A Four-Week Self-Management Workbook

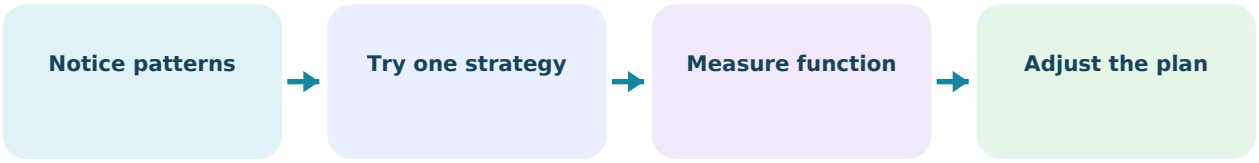

Week 1: Understand

Track pain intensity, sleep, activity, mood, and one meaningful goal. Notice patterns without judging yourself. Avoid tracking so often that it increases distress.

Week 2: Support sleep and routine

Choose one consistent wake time, a brief evening wind-down, and one manageable daily activity.

Week 3: Practice coping

Try a short breathing or grounding exercise, activity pacing, and a balanced response to a discouraging thought.

Week 4: Review with your team

Ask: What improved? What became harder? Did any medicine cause adverse effects? What would help me do more of what matters?

Simple goal worksheet

My meaningful goal: _____. My safe starting step: _____. How often: _____. What I will discuss at follow-up: _____.

What progress looks like

Success may mean fewer missed activities, more restful sleep, improved mood, safer movement, or better participation in family life—even if pain has not disappeared.

References and Further Reading — A

Sources include clinical guidelines, systematic reviews, professional organizations, and peer-reviewed research. Links are provided for readers who want to learn more.

1. International Association for the Study of Pain (IASP). IASP Announces Revised Definition of Pain. 2020. https://www.iasp-pain.org/publications/iasp-news/iasp-announces-revised-definition-of-pain/ — Explains pain as a sensory and emotional experience.

2. Treede RD, et al. Chronic pain as a symptom or a disease: IASP classification for ICD-11. Pain. 2019;160:19–27. doi:10.1097/j.pain.0000000000001384 — Explains chronic pain classification.

3. Raja SN, et al. The revised IASP definition of pain: concepts, challenges, and compromises. Pain. 2020;161:1976–1982. doi:10.1097/j.pain.0000000000001939 — Clarifies the modern definition.

4. Kosek E, et al. Chronic nociplastic pain affecting the musculoskeletal system: clinical criteria and grading system. Pain. 2021;162:2629–2634. doi:10.1097/j.pain.0000000000002324 — Describes nociplastic pain.

5. Woolf CJ. Central sensitization: implications for diagnosis and treatment of pain. Pain. 2011;152:S2–S15. doi:10.1016/j.pain.2010.09.030 — Describes sensitization mechanisms.

6. Gatchel RJ, et al. The biopsychosocial approach to chronic pain: scientific advances and future directions. Psychol Bull. 2007;133:581–624. doi:10.1037/0033-2909.133.4.581 — Supports whole-person assessment.

7. World Health Organization. WHO guideline for the management of chronic primary low back pain in adults in primary and community care. 2023. https://www.who.int/publications/i/item/9789240081789 — Guidance for integrated care.

8. CDC. CDC Clinical Practice Guideline for Prescribing Opioids for Pain—United States, 2022. MMWR. 2022;71:1–95. doi:10.15585/mmwr.rr7103a1 — Opioid prescribing and safety.

9. NICE. Chronic pain (primary and secondary) in over 16s: assessment of all chronic pain and management of chronic primary pain. NG193. 2021. https://www.nice.org.uk/guidance/ng193 — Assessment and treatment guidance.

10. NICE. Neuropathic pain in adults: pharmacological management in non-specialist settings. CG173. Updated 2020. https://www.nice.org.uk/guidance/cg173 — Neuropathic medication choices.

11. National Institute of Neurological Disorders and Stroke. Pain. https://www.ninds.nih.gov/health-information/disorders/pain — Nervous-system education.

12. National Institute of Mental Health. Depression. https://www.nimh.nih.gov/health/topics/depression — Symptoms and treatment of depression.

13. National Institute of Mental Health. Anxiety Disorders. https://www.nimh.nih.gov/health/topics/anxiety-disorders — Anxiety education.

14. National Center for Complementary and Integrative Health. Chronic Pain: What You Need To Know. https://www.nccih.nih.gov/health/chronic-pain-what-you-need-to-know — Evidence for complementary approaches.

15. Williams ACC, et al. Psychological therapies for the management of chronic pain (excluding headache) in adults. Cochrane Database Syst Rev. 2020;8:CD007407. doi:10.1002/14651858.CD007407.pub4 — Reviews psychological treatments.

References and Further Reading — B

Sources include clinical guidelines, systematic reviews, professional organizations, and peer-reviewed research. Links are provided for readers who want to learn more.

16. Eccleston C, et al. Psychological therapies for the management of chronic and recurrent pain in children and adolescents. Cochrane Database Syst Rev. 2014;CD003968. doi:10.1002/14651858.CD003968.pub4 — Pediatric psychological treatment evidence.

17. Qaseem A, et al. Noninvasive treatments for acute, subacute, and chronic low back pain: ACP guideline. Ann Intern Med. 2017;166:514–530. doi:10.7326/M16-2367 — Non-drug treatments.

18. Skelly AC, et al. Noninvasive Nonpharmacological Treatment for Chronic Pain: A Systematic Review Update. AHRQ. 2020. https://effectivehealthcare.ahrq.gov/products/noninvasive-nonpharm-pain-update/research — Evidence synthesis.

19. Chou R, et al. Nonopioid Pharmacologic Treatments for Chronic Pain. AHRQ. 2020. https://effectivehealthcare.ahrq.gov/products/nonopioid-chronic-pain/research — Medication effectiveness and harms.

20. Finan PH, Goodin BR, Smith MT. The association of sleep and pain: an update and a path forward. J Pain. 2013;14:1539–1552. doi:10.1016/j.jpain.2013.08.007 — Sleep–pain relationships.

21. Tang NKY, et al. Cognitive-behavioral therapy for insomnia in chronic pain patients: a meta-analysis. Sleep Med Rev. 2015;20:61–72. doi:10.1016/j.smrv.2014.05.004 — CBT-I evidence.

22. Bair MJ, et al. Depression and pain comorbidity: a literature review. Arch Intern Med. 2003;163:2433–2445. doi:10.1001/archinte.163.20.2433 — Pain and depression overlap.

23. Asmundson GJG, Katz J. Understanding the co-occurrence of anxiety disorders and chronic pain. Depress Anxiety. 2009;26:888–901. doi:10.1002/da.20600 — Anxiety–pain mechanisms.

24. Vlaeyen JWS, Linton SJ. Fear-avoidance and its consequences in chronic musculoskeletal pain: a state of the art. Pain. 2000;85:317–332. doi:10.1016/S0304-3959(99)00242-0 — Fear and avoidance.

25. Turk DC, Wilson HD, Cahana A. Treatment of chronic non-cancer pain. Lancet. 2011;377:2226–2235. doi:10.1016/S0140-6736(11)60402-9 — Multimodal treatment.

26. Darnall BD. Psychological Treatment for Patients With Chronic Pain. American Psychological Association; 2019. — Patient-centered behavioral approaches.

27. National Institute on Drug Abuse. Prescription Opioids DrugFacts. https://nida.nih.gov/publications/drugfacts/prescription-opioids — Opioid risks.

28. SAMHSA. 988 Suicide & Crisis Lifeline. https://988lifeline.org/ — Crisis access and support.

29. American College of Rheumatology. Osteoarthritis Guideline resources. https://rheumatology.org/osteoarthritis-guideline — Condition-specific management.

30. American Academy of Sleep Medicine. Behavioral and psychological treatments for chronic insomnia disorder in adults: clinical practice guideline. J Clin Sleep Med. 2021;17:255–262. doi:10.5664/jcsm.8986 — CBT-I guidance.